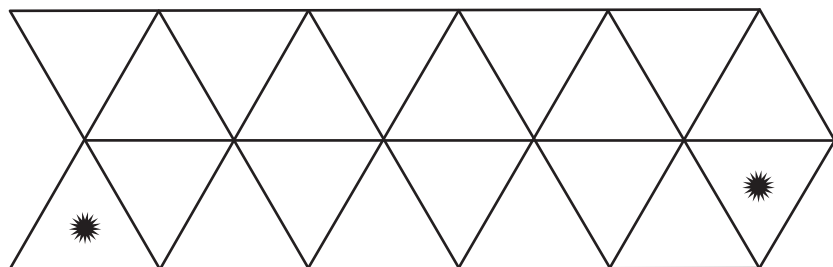




Cube Tri-Hexaflexagon

By Dave Richeson



Instructions

1. Cut out the strip.
2. Crease along lines shown at left.
3. Fold in half lengthwise.
4. Fold so that the yellow, blue, and red faces are showing.
5. Tape the two star faces together.
6. To use, pinch into a three-pointed star, and open from the central point.